

Useful definitions

Bell Handling

- **“Sally”** – furry bit



- **“Tail end”** – end of rope



- **“Tuck”** – loop in tail end where rope goes back through itself
- **“Pull off”** – start ringing bell
- **“Handstroke”** – pulling the sally
- **“Backstroke”** – pulling the tail end
- **“Stand”** – stop the bell at the next handstroke
- **“Balance”** – when the bell stays in place without the stay or any weight on the rope
- **“Stay”** – piece of wood that rests on the slider to stop bell moving
- **“Slider”** – piece of wood that the stay rests on to stop bell moving
- **“Blow”** – one handstroke or backstroke

Useful definitions

Ringling in Rounds

- “**Look to**” (“**Stand to**”) – get ready to start, raise bell to balance
- “**Treble’s going**” (“**She’s going**”, “**Here’s the treble**”) – treble is coming off balance
- “**Treble’s gone**” (“**She’s gone**”) – treble has pulled off
- “**Treble**” – lightest bell in the tower (also lightest bell of the bells being rung)
- “**Tenor**” – heaviest bell in the tower (also heaviest bell of the bells being rung)
- “**Second, third, etc**” – bells between the treble and the tenor
- “**Place**” – position in which the bell is ringing in the change; count from the treble as first place
- “**Rounds**” – Bells ringing in order one after the other from the treble to the tenor

Rounds	1	2	3	4	5	6
--------	---	---	---	---	---	---

- “**Lead**” – ring first in the row, usually for a whole pull, one blow at handstroke and one pull at backstroke

	Lead					
Rounds	1	2	3	4	5	6

- “**Lie**” (“**Lie behind**”) - ring last in the change, usually for a whole stroke, one pull at hand stroke and one pull at back stroke

					Lie behind	
Rounds	1	2	3	4	5	6

- “**Cover**” – lie behind all the time
- “**Striking**” – the gaps between the bells – the bells should be evenly spaced with an extra gap before the handstroke lead
- “**Pull in (Close up) the handstroke**” (**or backstroke**) – ring faster – closer to the bell in front
- “**Ring over the fourth**” – follow bell number four (in rounds the fourth is in fourth place)

				Ring over the fourth		
Rounds	1	2	3	4	5	6

- “**Ring in fourth place**” – ring after three other bells

			Ring in fourth place			
Rounds	1	2	3	4	5	6

Useful definitions

Change Ringing


- “**Row**” – the bells all ring one stroke; sometimes also called a change
- “**Change**” – the way in which the bells move between rows
- “**Call changes**” – the bells to move are called by number

Call changes on Six Bells

Name	Lead (Front)	Seconds Place	Third Place	Fourth Place	Fifth Place	Sixth Place (Back, Behind)
Rounds	1	2	3	4	5	6
Queens	1	3	5	2	4	6
Titums	1	4	2	5	3	6

Method Ringing


- “**Method ringing**” – the bells move according to predetermined changes
- “**Up**” – go towards the back of the change (ring more slowly)
- “**Down**” – do toward the front of the change (ring more quickly)
- “**Plain Hunt**” – go from the front to the back ringing one blow in each place, then from back to front, one blow in each place




- “**Plain course**” – all the changes in the method from rounds at the beginning to rounds at the end
- “**Blue line**” - the path taken by any one bell during a plain course
- “**Call**” – an instruction to alter the blue line
- “**Bob**” – a call
- “**Single**” – a call

Useful definitions


- **“Make seconds ”** – make two blows in second place and return to the lead




- **“Dodge”** - ring one stroke in the place where you have just been then continue the way you were going
- **“Dodge up”** – dodge on the way to the back



- **“Dodge down”** – dodge on the way to the front



- **“Make thirds from the front ”** – make two blows in thirds place and return to the front



- **“Make two blows in thirds on the way up ”** – make two blows in thirds place and continue to the back

